



# K300

User manual - Manuel utilisateur - Benutzerhandbuch  
Manual de usuario - Manuale utente

---

# ENGLISH

## 1. ANTI-GHOSTING

A, Z, E, Q, S, D, W, X, C, B

Up Arrow, Right Arrow, Down Arrow, Left Arrow

Space, Tab, Shift, Alt, Ctrl

## 2. WINDOWS LOCK

Allows blocking the start menu.

FN + Windows to enable/disable.

## 3. MULTIMEDIA

FN + F1: Media Player

FN + F2: Volume -

FN + F3: Volume +

FN + F4: Mute

FN + F5: Stop

FN + F6: Previous Track

FN + F7: Play/Pause

FN + F8: Next Track

FN + F9: Messaging

FN + F10: Internet Browser

FN + F11: Keyboard Lock

FN + F12: Calculator


## 4. BACKLIGHTING

Fixed RGB Mode: FN + 

Breathing RGB Mode: FN + 

Increase Backlight: FN + Pg Up

Decrease Backlight: FN + Pg Down

Enable/Disable Backlight: 

# FRANÇAIS

## 1. ANTI-GHOSTING

A, Z, E, Q, S, D, W, X, C, B

Flèche Haut, Flèche Droite, Flèche Bas, Flèche Gauche

Espace, Tab, Shift, Alt, Ctrl

## 2. WINDOWS LOCK

Permet de bloquer le menu démarrer.

FN + Windows pour activer/désactiver.

## 3. MULTIMEDIA

FN + F1 : Lecteur Multimedia

FN + F2 : Volume -

FN + F3 : Volume +

FN + F4 : Mute

FN + F5 : Stop

FN + F6 : Piste précédente

FN + F7 : Lecture/Pause

FN + F8 : Piste suivante


FN + F9 : Messagerie


FN + F10 : Navigateur internet

FN + F11 : Verrouillage du clavier

FN + F12 : Calculatrice


## 4. RETROECLAIRAGE

Mode RGB Fixe : FN + 

Mode RGB Respiration : FN + 

Augmenter le rétroéclairage : FN + Pg Up

Diminuer le rétroéclairage : FN + Pg Down

Activer/Désactiver le rétroéclairage : 

# DEUTSCH

## 1. ANTI-GHOSTING

A, Z, E, Q, S, D, W, X, C, B

Pfeil nach oben, Pfeil nach rechts, Pfeil nach unten, Pfeil nach links  
Leertaste, Tab, Umschalt, Alt, Strg

## 2. WINDOWS SPERRE

Ermöglicht das Sperren des Startmenüs.

FN + Windows zum Aktivieren/Deaktivieren.

## 3. MULTIMEDIA

FN + F1: Medienplayer

FN + F2: Lautstärke -

FN + F3: Lautstärke +

FN + F4: Stumm

FN + F5: Stopp

FN + F6: Vorheriger Titel

FN + F7: Abspielen/Pause

FN + F8: Nächster Titel


FN + F9: Nachrichten


FN + F10: Internetbrowser

FN + F11: Tastatursperre


FN + F12: Rechner

## 4. BELEUCHTUNG

Festes RGB-Modus: FN + 

Atmender RGB-Modus: FN + 

Beleuchtung erhöhen: FN + Bild auf 

Beleuchtung verringern: FN + Bild ab 

Beleuchtung ein-/ausschalten: 

# ESPAÑOL

## 1. ANTI-GHOSTING

A, Z, E, Q, S, D, W, X, C, B

Flecha Arriba, Flecha Derecha, Flecha Abajo, Flecha Izquierda  
Espacio, Tab, Shift, Alt, Ctrl

## 2. BLOQUEO DE WINDOWS

Permite bloquear el menú de inicio.

FN + Windows para activar/desactivar.

## 3. MULTIMEDIA

FN + F1: Reproductor de Medios

FN + F2: Volumen -

FN + F3: Volumen +

FN + F4: Silenciar

FN + F5: Detener

FN + F6: Pista Anterior

FN + F7: Reproducir/Pausa

FN + F8: Pista Siguiente

FN + F9: Mensajería


FN + F10: Navegador de Internet


FN + F11: Bloqueo del Teclado


FN + F12: Calculadora


## 4. RETROILUMINACIÓN

Modo RGB Fijo: FN + 

Modo RGB Respiración: FN + 

Aumentar Retroiluminación: FN + Av Pág 

Disminuir Retroiluminación: FN + Re Pág 

Activar/Desactivar Retroiluminación: 

## 1. ANTI-GHOSTING

A, Z, E, Q, S, D, W, X, C, B

Freccia Su, Freccia Destra, Freccia Giù, Freccia Sinistra

Spazio, Tab, Maiusc, Alt, Ctrl

## 2. BLOCCO DI WINDOWS

Permette di bloccare il menu Start.

FN + Windows per attivare/disattivare.

## 3. MULTIMEDIA

FN + F1: Lettore Multimediale

FN + F2: Volume -

FN + F3: Volume +

FN + F4: Muto

FN + F5: Stop

FN + F6: Traccia precedente

FN + F7: Riproduci/Pausa

FN + F8: Traccia successiva

FN + F9: Messaggistica


FN + F10: Browser Internet

FN + F11: Blocco della tastiera

FN + F12: Calcolatrice


## 4. RETROILLUMINAZIONE

Modalità RGB Fisso: FN + 


Modalità RGB Respiro: FN + 

Aumentare la Retroilluminazione: FN + Pag Su

Diminuire la Retroilluminazione: FN + Pag Giù

Attivare/Disattivare Retroilluminazione: 





**Need help? Contact us**  
**Besoin d'aide ? Contactez-nous**  
**Brauchen Sie Hilfe? Kontaktieren Sie uns**  
**¿Necesitas ayuda? Contáctanos**  
**Hai bisogno di aiuto? Contattaci**



**support@empiregaming.eu**



**www.empiregaming.eu**

**MODEL : OE-KB-K106 / OE-KB-K108**

**S/N :**